

Run Set: 2

Water Source #1	
Type	Meter
Static Pressure	80 psi
Service Line	0 psi
Meter Loss	3.048 psi

Mainline Components	
Backflow Loss	3.693 psi
Master Valve Loss	0 psi
Filter Loss	0 psi

Zone 2 @ 13.87 gpm	
Mainline Loss	4.5 psi
Valve Loss	1.342 psi
Lateral Loss	0.446 psi
Elevation	0 psi
Sprinkler Requirement	30 psi
Total Design Pressure	43.024 psi
Residual Pressure	36.976 psi

Sprinkler Zone Data

Zone #	Total Area	Total Flow	Precip Rate
1	1405.9 Sq/Ft	12.87 gpm	0.96 in/hr
2	1246.89 Sq/Ft	13.87 gpm	1.5 in/hr
3	1420.31 Sq/Ft	13.87 gpm	1.48 in/hr
4	1127.34 Sq/Ft	10.92 gpm	1.44 in/hr
5	1603.85 Sq/Ft	12.95 gpm	1.55 in/hr
6	1313.06 Sq/Ft	11.31 gpm	1.28 in/hr
7	886.15 Sq/Ft	13.11 gpm	1.6 in/hr
8	706.96 Sq/Ft	11.53 gpm	1.5 in/hr

Drip Zone Data

Zone #	Total Area	Total Flow	Precip Rate
9	597.52 Sq/Ft	237.61 gph	0.64 in/hr

Water Source #1	
Meter Size	3/4 inch meter
Static Pressure	80 psi
Elevation Change	0 ft

Service Line Information	
Pipe Category	Schedule 40 PVC
Pipe Size	Schedule 40 1"
Length	0 ft
Velocity	5 fps

Recommendations	
Maximum Recommended Flow	13.47 gpm
Available Working Pressure	72 psi

A1 1"
12.87 GPM

A2 1"
13.87 GPM

A3 1"
13.87 GPM

A5 1"
12.95 GPM

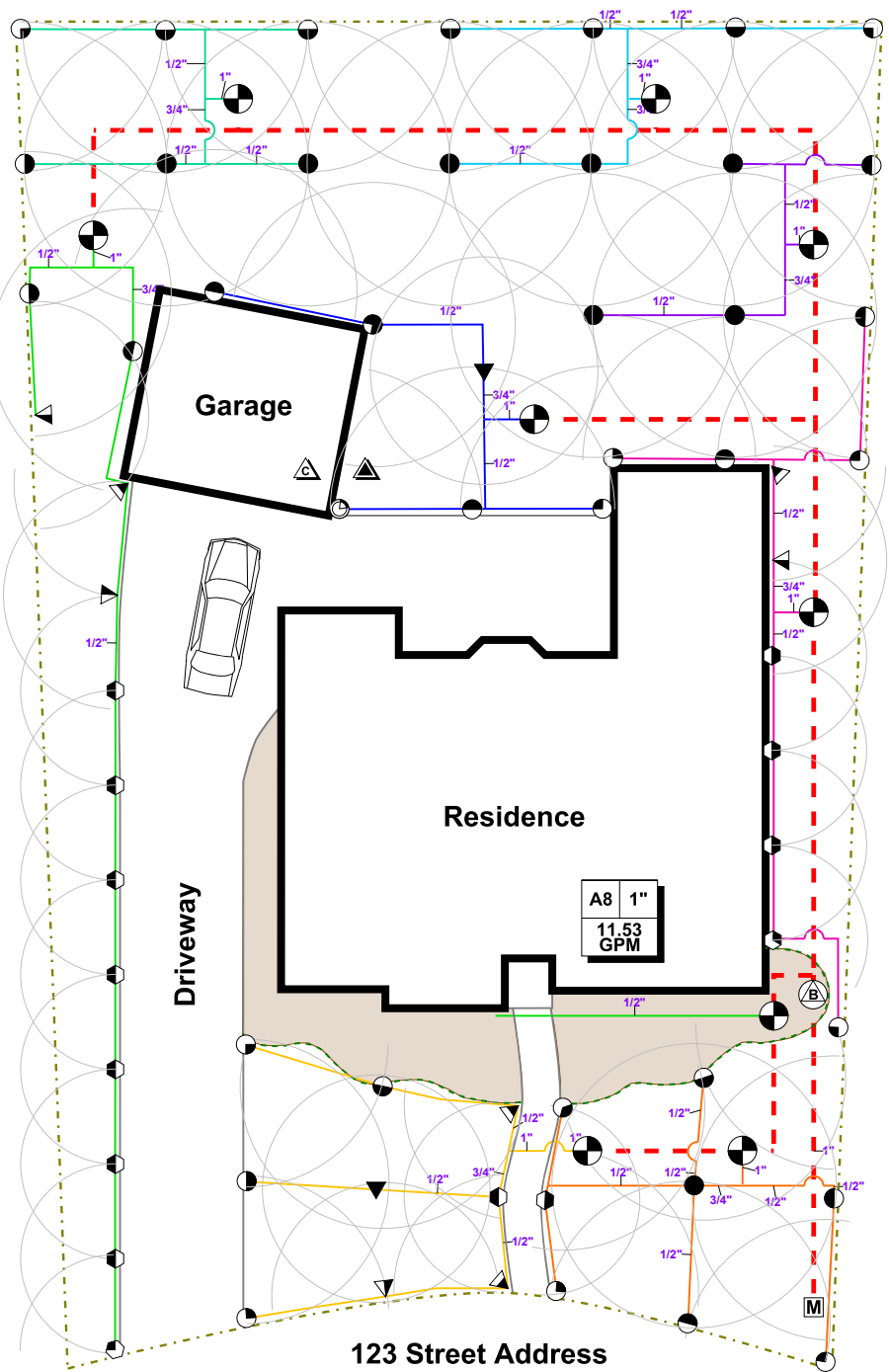
A4 1"
10.92 GPM

A6 1"
11.31 GPM

A8 1"
11.53 GPM

A9 1"
3.98 GPM

A7 1"
13.11 GPM



Irrigation

Qty	Symbol	Description	Part Number	Pressure	Flow	Radius
Sprinklers						
12	☉	Rain Bird 10H - 1804		30 psi	0.79 gpm	10 ft
1	☽	Rain Bird 10Q - 1804		30 psi	0.39 gpm	10 ft
1	☾	Rain Bird 10T - 1804		30 psi	0.53 gpm	10 ft
2	▶	Rain Bird 12F - 1804		30 psi	2.6 gpm	12 ft
4	▽	Rain Bird 12H - 1804		30 psi	1.3 gpm	12 ft
4	▽	Rain Bird 12Q - 1804		30 psi	0.65 gpm	12 ft
8	●	Rain Bird 15F - 1804		30 psi	3.7 gpm	15 ft
18	●	Rain Bird 15H - 1804		30 psi	1.85 gpm	15 ft
10	☾	Rain Bird 15Q - 1804		30 psi	0.92 gpm	15 ft
1	☾	Rain Bird 15T - 1804		30 psi	1.23 gpm	15 ft
1	☾	Rain Bird 15TQ - 1804		30 psi	2.78 gpm	15 ft
1	☾	Rain Bird 15-VAN 90 - 1804		30 psi	0.92 gpm	15 ft

Water Source

1	Ⓜ	3/4 inch meter	
---	---	----------------	--

Backflow Devices

1	Ⓢ	Febco 765 - 1"	
---	---	----------------	--

Control Valves

9	Ⓢ	Hunter HBV-101E	
---	---	-----------------	--

Irrigation Accessories

1	Ⓢ	Hunter MINI-CLIK	
1	Ⓢ	Hunter PC-1200	PC-1200

Lateral Line Pipe

656.71 ft	—	Class 315 1/2"	
99.23 ft	—	Class 200 3/4"	
34.07 ft	—	Class 200 1"	

Mainline Pipe

289.48 ft	—	Class 200 1"	
-----------	---	--------------	--

Drip Tubing

398.35 ft	—	Netafim TLDL9-18	TLDL9-18
-----------	---	------------------	----------

General

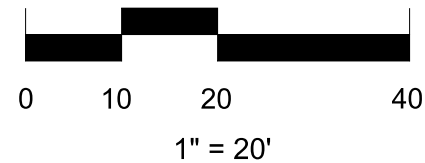
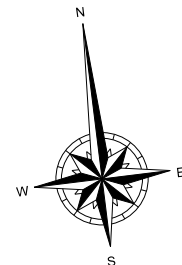
Wire

341.86 ft	—	12 Gauge	
-----------	---	----------	--



John B. Doe

January 1, 2009



Company Name
Address
City, State 12345
(123) 456-7890

SHEET DESCRIPTION:
Irrigation Design

PROJECT:
Project Name
Address
City, State 12345
(123) 456-7890

REVISIONS:
None

DATE:
1/1/09
JOB NUMBER:
12345
DRAWN BY:
John Doe
CHECKED BY:
John Smith

SCALE:
1" = 20'

SHEET:
1 of 1